

Retinal Screening

An Easy Read Booklet



Please tell us your date of birth,



address and



telephone number.



We will ask you to read the eye chart with one eye covered.

You will need to this for both eyes.



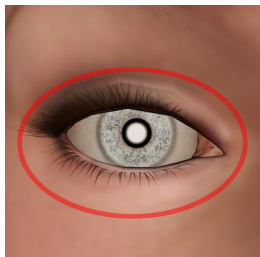
You will need to place your chin in the rest and look at the light.



This machine photographs your eye.



Please follow the instructions given by staff.




We need to put drops in your eye to make your pupils bigger so that we can take a clear photograph.



They take 20 minutes to start working.



You will not be able to drive home.

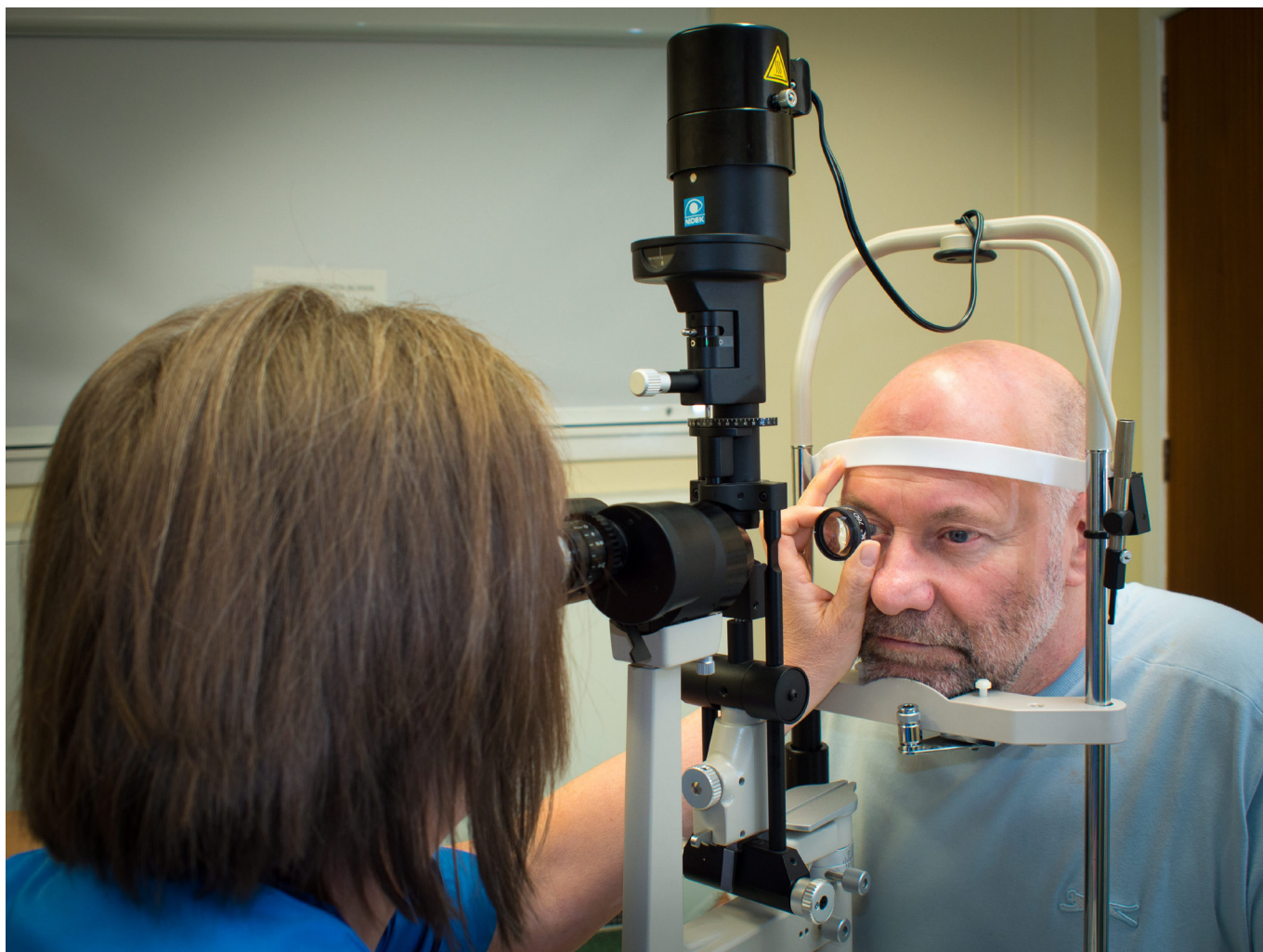


4 weeks

We will send you a letter detailing your results within 4 weeks.



We will also send a copy to your GP.



We need to check your eyes using this special machine.

It looks at the back of your eye.

You will need to look up, down, left and right.

You will need to do this for each eye.

Please follow the instructions given by staff.

