



Eating Healthy with Diabetes

WHY IS HEALTHY EATING IMPORTANT?

Healthy eating is important for everyone's health especially if you have diabetes. This is because the foods you eat may affect your blood glucose levels.

To help you get started this leaflet provides some basic healthy eating information. However, you can be referred to a Dietitian for a one to one consultation or come along to a structured group education

session that can provide you with more in depth knowledge about diet and diabetes.

Ask your Diabetes Team for more info.

HEALTHY EATING INCLUDES?

1. Developing a healthy eating pattern

Having 3 balanced meals a day (breakfast, lunch and an evening meal) will help keep your blood glucose levels steady and control hunger.

If you need to eat between meals this should be limited to healthy foods such as fruit or small pot of low fat yoghurt or, as a treat, 1 biscuit.

2. Include starchy carbohydrates at meals

Starchy carbohydrates include potatoes, rice, pasta, bread and cereals. They provide fibre which can help keep your digestive system healthy and help to lower cholesterol levels.

The table below shows which carbohydrates are best and what portion sizes we should be aiming for.

To limit	To choose	Portion sizes for 'to choose'
Sugar or honey-coated breakfast cereals, for example; Frosties, Coco Pops, sweetened muesli, sugary cereal bars.	Wholegrain breakfast cereal, for example; unsweetened muesli, branflakes, porridge, Weetabix, Shredded wheat	30 - 40g or 2-3 handfuls of cereal or 1 sachet of original porridge. 2 Weetabix or shredded wheat all with 200ml skimmed or semi-skimmed milk.
Fried chips, Instant mash, roast potatoes	Boiled potatoes, new potatoes, sweet potato, Baked potato	2 tablespoonful's mash or sweet potato mash, 4 boiled baby potatoes, small jacket potato (size of fist).
Fried rice, naan breads, cheesy pasta dishes	Basmati or brown rice, brown pasta, chapatti	2 handfuls dry rice or pasta or ½ to 1 chapatti
White bread or rolls	Whole grain, granary, seeded bread or rolls, seeded or wholemeal wraps or pitta bread	2 slices of medium bread, 1 small roll, 1 large or 2 small wraps or 1 pitta bread.

3. Eat less sugar

Blood glucose levels are likely to rise if your diet contains too much sugar. The table below shows how to cut back on sugar and suggested serving size.

Foods high in sugar	Choose foods low in sugar	Portion sizes for foods
Sugar, glucose, glucose syrup, dextrose, sucrose, icing sugar, light spoon, half spoon. Sweeteners to avoid: sorbitol, xylitol and mannitol.	Artificial sweeteners, for example, Canderel, Sweetex, Hermesetas, Splenda.	Use sparingly
Full sugar squash and fizzy drinks, for example Ribena, orange, Lucozade, coca cola, energy drinks, lemonade and malted drinks sugar as hot chocolate and Horlicks.	Diet, low calorie, sugar-free squash and fizzy drinks, for example, Ribena, orange, Diet Coke, Pepsi Max, tea or coffee with no added sugar, low calorie chocolate drinks.	To meet fluid needs daily
Sweets, for example, chocolate, toffee, fudge, tablet, mints, chocolate covered and cream filled biscuits, cakes, marzipan.	Plain biscuit, small chocolate covered wafer biscuit, crumpet, pancake, fruit/malt loaf, oatcake or cracker.	Rich tea x 2 Other plain or chocolate biscuits x1 Small crumpet or pancake x1 Slice of fruit/malt loaf - small piece Oatcake or cracker x3
Sugar-coated or honey-coated breakfast cereal, for example, Frosties, Sugar Puffs, Crunchy Nut cereals.	Unsweetened breakfast cereal, for example, Porridge, Weetabix, Branflakes, All-bran.	30 - 40g bowl or 2-3 handfuls with 200mls semi-skimmed or skimmed milk.
Sweet pudding, for example, crumble, tarts, tinned fruit in syrup	Fresh or dried fruit, Diet or light yoghurt, sugar-free jelly, tinned fruit in natural juice.	1 portion of fruit as a snack: small banana, 2 handfuls berries, 1 medium apple or pear. 80g is one portion.
Marmalade, jam, treacle, syrup or honey	Reduced sugar marmalade, or jam.	Thin scraping of all.

4. Eat less food high in fat

Cutting back on fat in your diet will help with weight loss and can reduce the risk of heart disease. The table below suggests how to cut back on fat and provides serving sizes.

High fat foods	Choose lower fat foods	Portion of lower fat foods
Butter, margarine, oil, lard, dripping	Low fat spread and oils made from unsaturated oils such as olive oil, vegetable oil, corn oil, monounsaturated spreads.	Thin spreading or teaspoon amount of all.
Fried foods	Grill, poach, boil, microwave or oven bake	N/A
Chips	Potatoes - boiled, steamed or baked	Use your hand to work out correct portion: Fist sized baked potato, 4 steamed or boiled potatoes.
Pies, pastries, sausage rolls, fatty meat	Lean cuts of meat, fish and chicken without the skin	3-4 slices of meat, 1 chicken breast, 1 fillet of fish, 1 small steak (size of palm of hand).
Creamy sauces and dressings	Tomato based sauces	Only use allocated amount for serving as too much sauce can encourage more carbohydrates to be added to your plate.
Cream, mayonnaise, salad cream, full fat yoghurt, full fat milk	Low fat, 0% or fat free yoghurt and fromage frais. Semi- skimmed or skimmed milk.	Per portion: 1 x small yoghurt pot or 200ml semi-skimmed milk.
Full fat cheese	Reduced fat varieties of cheese, Lower fat cheese such as Edam, gouda, and cottage cheese.	1 small match box size equals 1 portion of cheese. If adding to meals use thin slices.
Crisps, savoury snacks, nuts	Low fat, unsalted crisps or corn snacks, unsalted nuts	Small handful of unsalted nuts or small packet of unsalted crisps or corn snacks.

5. Eat 5 portions of fruit and vegetables a day

Eating 5 portions of fruit and vegetables daily will help maintain a healthy digestive system.

Portion sizes:

Fruit:

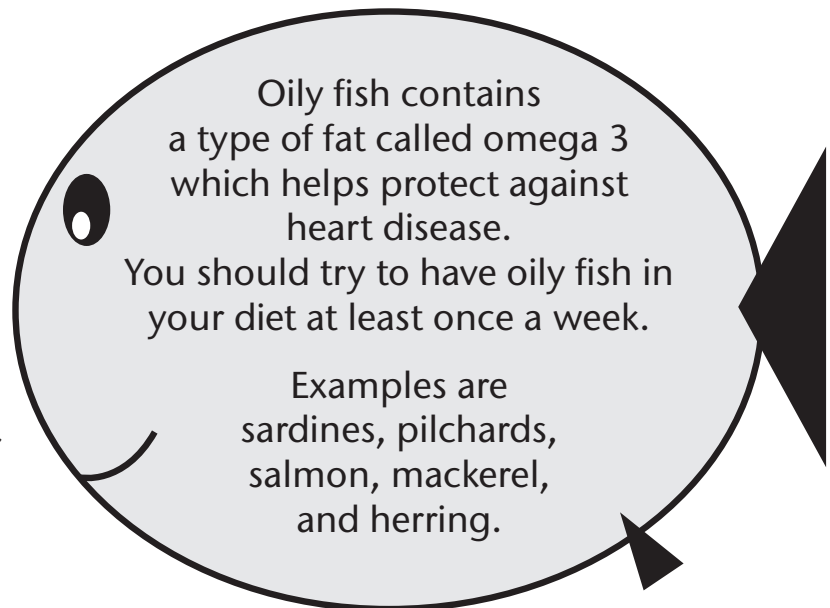
- ❖ 2 handfuls berries
- ❖ 1 medium apple, peaches or pear
- ❖ 1 small banana
- ❖ 1 handful grapes
- ❖ 2 tangerines, kiwis or plums

Vegetables:

2- 3 tablespoons all vegetables or 80g if weighing on food scales.

All fruit and vegetables are suitable and they can be fresh, frozen or tinned in natural juice. Fruit should be spread throughout the day and limited to max 3 portions a day (1 portion at different times). Try to have vegetables with your evening meal. Aim to eat more vegetables than fruit however fruit still provides lots of the nutrients we need, so should be part of a healthy balanced diet.

6. Include oily fish



7. Eat less salt

Too much salt can raise your blood pressure which can lead to stroke and heart disease.

- ❖ Avoid adding salt at the table.
- ❖ Use as little salt as possible in cooking.
- ❖ Use herbs and spices to flavour food instead.
- ❖ Avoid processed foods and meats, tinned and packet foods.
- ❖ **Do not use salt substitutes like LoSalt.**

8. Healthy Weight

Body weight and diabetes are closely linked. If you are overweight it is harder for your body to use insulin properly. Weight loss of 5-10% can help you to control your blood glucose levels.

A healthy weight will also help reduce your risk of heart disease and stroke and control your blood pressure.

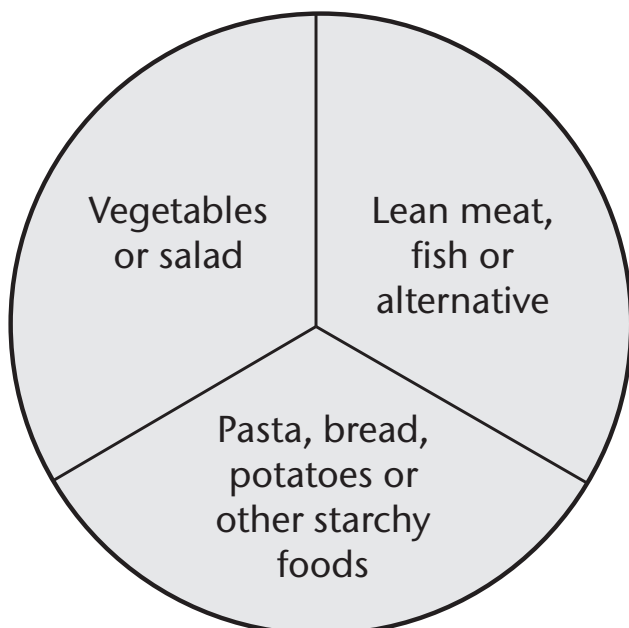
Aim for a realistic weight loss (1-2lbs each week). It is better to lose a small amount of weight and keep it off, than to lose a lot of weight and regain it.

9. Portion sizes

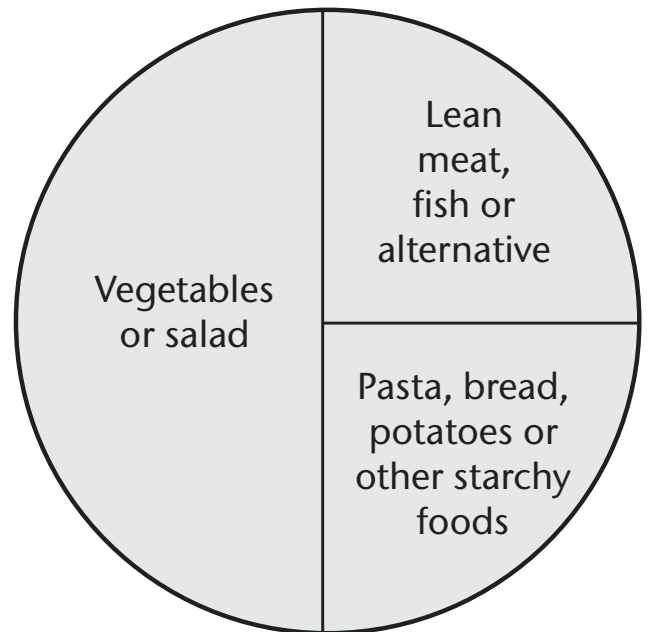
As well as looking at the types of food you eat it is important to consider your portion sizes, particularly if you are trying to lose weight.

Try to divide your plate into some starchy carbohydrate foods, vegetables and lean meat, fish, beans or alternatives.

For weight maintenance:



For weight loss:



10. Limit your alcohol intake

Most people with diabetes can enjoy an occasional alcoholic drink.

The safe amounts of alcohol for people with diabetes and the general population are exactly the same.

Men and Women are advised:

1. Not to drink more than 14 units per week.
2. Spread your drinking over three days or more if you drink as much as 14 units per week.

Alcohol is high in energy and may cause weight gain therefore sensible drinking is essential.

There may be some precautions you should take depending on how your diabetes is treated. See the NHS Lanarkshire leaflet **Alcohol and Your Diabetes** available from your diabetes team.

10. Limit your alcohol intake

Exercise helps improve your general health and your diabetes control.

See the NHS Lanarkshire Leaflet Exercise and Your Diabetes available from your diabetes team.

11. Avoid foods labelled 'diabetic' or 'suitable for diabetics'

There is no need to buy special "diabetic" foods. They can have a laxative effect and will not help if you are trying to lose weight. Diabetic foods may still cause your blood glucose to rise.

CONFIDENTIALITY AND THE USE OF PATIENT INFORMATION

NHS Lanarkshire take care to ensure your personal information is only accessible to authorised people. Our staff have a legal and contractual duty to keep personal health information secure, and confidential. In order to find out more about current data protection legislation and how we process your information, please visit the Data Protection Notice on our website at www.nhslanarkshire.scot.nhs.uk or ask a member of staff for a copy of our Data Protection Notice.

NHS Lanarkshire - for local services and the latest health news visit
www.nhslanarkshire.scot.nhs.uk
NHS Lanarkshire General
Enquiry Line: 0300 30 30 243

NHS inform - The national health information service for Scotland.
www.nhsinform.scot
Tel No: 0800 22 44 88

If you need this information in another language or format, please contact the NHS Lanarkshire General Enquiry Line on 0300 3030 243 or e-mail info@lanarkshire.scot.nhs.uk



www.careopinion.org.uk

Pub. date:	March 2020
Review date:	March 2022
Issue No:	06
Department	Dietetics