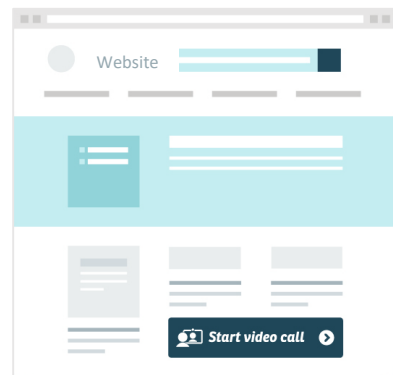


Attend Anywhere: Add a participant to a consultation

Quickstart


1

Additional participant clicks the **Start video call** button on the service's website




2

Additional participant enters the Waiting Area

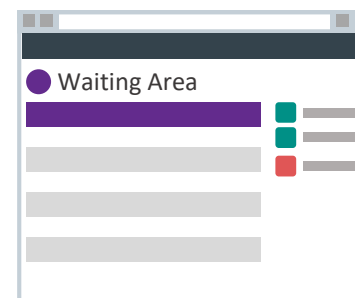


(Clinician is already in a consultation with the patient)

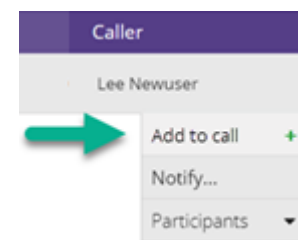


3

From the *Management Console*, the provider selects an additional participant from the Waiting Area queue



Clicks the **Add to call** button



4

The additional participant is removed from the Waiting Area queue, and brought into the clinician's call

